

Communication and Language

Through the themes of festivals and similarities and differences we will learn to:

Listening and Attention

Sit and concentrate for longer periods of time—carpet and guided sessions and whole school assembly and singing sessions

Understanding

Listen and respond to ideas expressed by others in conversation or discussion- working as a team in group sessions


Speaking

Link statements and stick to a main theme or intention

Use past, present and future forms when talking about events—e.g. when talking about memories

Extend vocabulary linked to topic

Introduces a storyline or narrative into their play—role play areas such as the wedding shop, church, post office and garage.



Physical Development

Through the theme of developing fine motor skills and using a range of equipment we will learn to:

Moving and Handling

Use simple tools to effect changes to materials.-

Arts and crafts linked to festivals

Handle tools, objects, construction and malleable materials safely and with increasing control—e.g.

Diwali lamps

Use a pencil and hold it effectively to form recognisable letters—correct anticlockwise movement and retracing vertical lines

Health and Self-Care

Show good practices with regards to sleeping and hygiene and know they can contribute to good health—winter colds season

Shows understanding of how to transport and store equipment safely -e.g. large blocks and den making equipment

Learning Web — Prime subjects

Our Theme is It's Good to be me!

Personal, Social and Emotional Development

Through the themes of respecting ourselves and others we will learn to:

Self-confidence and Self-awareness

describe themselves in positive terms and talk about abilities.- through picture books e.g.

Frog is Frog

Managing feelings and behaviour

Begin to negotiate and solve problems without aggression—turn taking and sharing through board games and activities


Making Relationships

Explain own knowledge and understanding, and asks appropriate questions of others.

Take steps to resolve conflicts with other children- e.g. finding a compromise.

WOW Experience

A visit to St.Giles Church for the wedding of the year!



Ways to help at home...

- Talk about the letter sound of the week and find objects that begin with that letter
- Practice forming letters, particularly those in your child's name
- Practise reading and writing tricky red words
- Practise recognising and ordering numbers to 20
- Quick fire questions 1 more /1 less to 10 then to 20

Literacy

Texts being used: The patchwork Quilt, Something for Nothing, Elmer stories, Monkey Puzzle, Frog is Frog, Room on a Broom, Squash and a Squeeze, Hanukkah (non fiction), Christmas story

Reading.

Respond to stories—relate to personal experiences and feelings.
Imagine and recreate roles- role play areas such as garage, post office, wedding shop, church.



Decode cvc words in phonic books—e.g. Shop, chop, church
Sequence stories- simple patterned stories e.g. Monkey Puzzle-

Writing.

Segment simple cvc words and write at least initial and final sounds.
Write for a purpose - wedding invitations/ cards/ letters information book about Hanukkah/ Christmas story books

Phonics

Consolidate phase 2 reading and writing
Begin phase 3 - j v w x z zz qu ch sh th ng ai
igh oa oo oo ar or
Tricky words reading—he she me we be



Maths

Number.

Recognise and order numbers 1 to 20.
Compare quantities building appropriate mathematical vocabulary -more/less/fewer
Solve problems "what could we try next" - wrapping presents/ how many in a house?
Begin to use vocabulary related to addition and subtraction
Separate (partition) a given number of objects into two groups and make an addition problem.
Know 1 more 1 less to 10, then to 20

Shape Space and Measure.

Name 3D shapes. And begin to describe properties
Talk about, recognise and recreate simple patterns -wrapping paper/paper chains
Collect information block graph - favourite festival
Beginning to use everyday language related to money- role play garage, post office, wedding shop

Problem solving / investigations.

Logic and reasoning skills—e.g. Through Squash and a Squeeze story
Sometimes, always, never—Is the biggest present always the most expensive!

Understanding the World

Through the theme of similarities and differences we will learn to:

People and Communities.

Know about and develop respect for their cultures and beliefs and those of other people -through Christmas Hanukkah weddings christenings.
Discuss festivals/celebrations celebrated at home—Bonfire night, Halloween
Recount special events in own personal history and family members—memories work

The World.

Ask questions about why things happen and how things work - Investigate light through festivals such as Hanukkah
Investigate changes—Autumn into winter

Technology.

Completes a simple program on a computer e.g Create a firework picture
Uses ICT hardware to interact with age-appropriate computer software - mouse control
Role play and ICT - tills/ telephones /computer keyboard/camera
Use multimedia - listening centre / interactive whiteboard
Use a sound recording device - talking tins



Our Theme is It's Good to be me!



Learning Web—Specific subjects

Expressive Arts and Design

Through the theme of celebrations and festivals we will learn to:

Exploring and using Media and Materials

Explores what happens when they mix colours and create different textures—firework pictures
Explore sounds dances and sing songs related to different festivals.
Manipulates materials to achieve a planned effect and use simple tools and techniques competently and appropriately—e.g. Building a sleigh, making stain glass windows

Being Imaginative

Move to music - create own dance to firework music
Introduces a storyline or narrative into their play- post office, wedding shop, Church, garage